



RELATIVE BEARINGS

Latitude 29.28



Longitude 81.08

Official Publication Of The Flagler Beach Yacht Club, Inc.

January 2013


Commodore's Corner — Randy Meyer

meyerpalmcoast@cfl.rr.com 386-864-7916



Inside this Issue

Vice Commodore	3
Maritime Calendar	4
Seamanship Quiz	5
Corrosion Article	6
Birthdays	8
For Sale	9
Ship Store	10



WE WILL NOW BE 21 YEARS OLD!

I think we all can remember when we turned 21. As I recall it was a great year in our life cycle, and as the new Commodore of the Flagler Beach Yacht Club I promise we will have the best year ever. I again want to thank all of our members for all of their past support and am asking everyone for the continued help this year.

FBYC CHRISTMAS PARTY

We had 68 members and guest at the party at Halifax . Everyone had a very festive time with good food and an excellent entertainer in Carl Monte. Let Len and Greg know if there is anything that we improve on, for they will be setting up the next Commodore's Ball and Christmas Party. Thank you Jeanne for your help and everything you did for not only the Christmas party, but all last year.

CHRISTMAS TREE

I hope everyone stopped by and saw our Christmas tree at the Palm Coast library. It is one of the ways that we keep our name out in the public. Thanks to the committee that was headed by Patty and Joe Lindholm. There is already talk on how we can make some improvements for the tree next year.

CHRISTMAS CAROLING

On the 9th of December we had six boats and forty some people for food and singing on the canals in Palm Coast. It was the first time in a while that we had good weather (I was again in charge of only that part). A thank you goes out to John Mannoni the lead, the cooks, everyone that brought their boats, and Debbie Hogan, for the use of the Palm Coast Marina.

Continued on Page #2

PAST COMMODORES



1992-1993	Tom McBride	2002	Howard Graves	2009	Jane Gaulding
1994	Ed Finney	2003	Pat Slattery	2010	Dee Cocchiola
1995-1996	Tom Johns	2004	George Barnett	2011	Rich Franco
1997-1998	Denis Thornton	2005	Pete Poole	2012	Greg Hansen
1999-2000	John Darrow	2006-2007	Mike Cocchiola		
2001	Paul Van Buren	2008	Claudia Towne		

Commodore — Randy Meyer

(Continued from Page #1)

PLANNING MEETINGS

Remembering that everyone in the club is on either the social or maritime committee, it is time to become or stay involved.

-The planning meeting for all the social events for 2013 will be January 3rd at Len's home at 6:30 pm. If you are interested please contact Len at 386-206-4143.

-The planning meeting for the maritime events will be at Chris Nelson's home on January 7th at 6:30 pm. Please call Chris if you would be interested in the planning of the club's water events.

NEXT GENERAL MEETING

The first general meeting for the Flagler Beach Yacht Club will be Thursday, January 17th.

OTHER THINGS

-St. Augustine on the 11th and 12th of January, with supper at Harry's on the 11th.

-Jan. 26th and 27th The 27th Annual Flagler County Home Show. To help at our booth please contact Bob Jaeger.





Vice Commodore — Len Dignard

Lconlen1@cfl.rr.com 386-206-4143

Wow how weird is this! I have been Treasurer for so long I am not sure how to act without a list of numbers to present.

With my new assignment, travel has been curtailed due to financial constraints and after looking over my personal finances, I believe I am going to have to get a part-time job to make my car payment. I even cut back on my outdoor Christmas lights this year in an attempt to save money.....Need I say more.

First and foremost, I want to start out the year by thanking Commodore Randy (past Vice Commodore) and his entire Social Committee Team for the wonderful job they all did with making 2012 not only a successful but a fun year for all of us in the FBYC. They set the bar high; I can only hope to meet the challenge that has been established.

Great Job folks!!!!

By the time you read this we'll have had the Social Committee kick-off meeting, I emailed many of you but if I missed inviting someone who wanted to be part of the committee, I apologize for missing you. However, we are still looking for help with many of the events. While we know what worked in the past, I am soliciting ideas for new things to do. Please feel free to contact me with your ideas and if you are interested in volunteering for any event.

Our first General Membership meeting, scheduled for 17 January, will be light snacks and the usual calorie conscious desserts. I tried to get the Board to authorize me to buy a keg of beer as a farewell toast to Past Commodore Rich as he leaves the Board and being replaced by the "new" Past Commodore Gregg but, that didn't work.

We will be scheduling a Commodores Social for later in the month of January, I'll send out a club blast to let you know the details as they are firmed up.

As the meeting themes, Commodores' Socials and other events are planned, I will ensure they are added to our on-line Google calendar so, if you miss a meeting you can keep abreast with all that is happening with the club social events.

As yet, I am not sure what I got myself into with this position but, I am looking forward to working with all of you, keeping with our motto of "Fun, Friendship and Boating."



Fleet Captains Column

Chris Nelson — nelson551@hotmail.com 386-693-4331

Ed Bengston — edbengston@juno.com 386-445-4970





Maritime Calendar of Events

Jan 7, 2013 Maritime committee meeting at Chris Nelson home at 6:30 p.m.
147 Avalon Ave. Flagler Beach, Fl. ph-386-585-0445.

The January 11&12 trip to St. Augustine. Dee is the lead for that event.

The supper is for Friday evening.

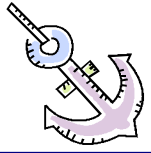




Fleet Captains Column

Chris Nelson — nelson551@hotmail.com 386-693-4331

Ed Bengston — edbengston@juno.com 386-445-4970



SEAMANSHIP QUIZ

Test your knowledge with these Coast Guard license exam prep questions from the National Captain's Institute www.captains.com

1. INTERNATIONAL RULES: Risk of collision can best be determined by:
 - A. checking distance of approaching vessel
 - B. watching compass bearing of approaching vessel
 - C. watching for signals from approaching vessel
 - D. observing range of approaching vessel's lights

2. Under International Rules, you hear a prolonged blast around an intervening obstruction. What do you do?
 - A. stop
 - B. answer with 1 prolonged
 - C. answer with 3 short and back down
 - D. do nothing

3. INTERNATIONAL RULES: What would be the lights for a trolling vessel at night?
 - A. red over white
 - B. green over white
 - C. red over green
 - D. the lights of a power-driven vessel

4. A tidal current refers to:
 - A. vertical movement
 - B. horizontal movement
 - C. lack of movement
 - D. none of the above

5. Taking bow and beam bearings to an object on shore is used to determine the:
 - A. distance run between the two bearings
 - B. accuracy of the pelorus on board
 - C. distance off the object at the time of the second bearing and when abeam
 - D. height of the object on shore


1. B, Rule 7 2. B, Rule 34(e)
3. D, Rule 23 4. B 5. C



Fleet Captains Column

Chris Nelson — nelson551@hotmail.com 386-693-4331

Ed Bengston — edbengston@juno.com 386-445-4970



CORROSION AND ZINCS – Part 2 **Don Richter – Maritime Committee**

Last month in Part 1 of this article, I described the chemistry behind using zinc as a ‘sacrificial metal anode’ to prevent the corrosion of more active metals in salt water. In Part 2, I will attempt to describe the use of zincs on other metal parts of our beloved maritime mascots.

No paint

First and foremost, sacrificial anodes cannot perform their function unless they are exposed. Putting paint on an anode smothers it, rendering it useless. **Never coat anodes** with bottom paint, or anything else.

Props and rudders



Propellers are normally protected by a zinc collar fashioned in two pieces and bolted together around the shaft forward of the propeller. **It is essential to make sure the shaft is clean and bright before clamping the collar to it.** Corrosion protection for outboard and outdrive propellers is typically provided by a bolt-in-place zinc ring or a zinc prop nut.

Metal rudders and struts are most easily protected with zinc disks bolted directly to the metal. Rudder zincs have a shallow dome shape to streamline them and minimize their drag and turbulence.

Hull plates



Bonding is a different subject altogether, but boats with all underwater fittings bonded together electrically are typically fitted with one or more zinc plates bolted to the hull. The mounting bolts for these anodes are connected by heavy-gauge electrical cable to the bonding circuit. If these anodes are allowed to deplete or if the electrical connection deteriorates, other underwater metal, such as bronze through-hull fittings, will begin to corrode.

Zinc hull plates are also fitted to metal boats to protect anodes must be carefully monitored.



the hull. Needless to say, such

Outdrives


The mix of immersed metals makes stern drives and outboards particularly prone to galvanic corrosion. Many are fitted with multiple anodes. Typically, these include at a minimum a sacrificial trim tab (intended to warn you of depletion by a change in steering), a zinc plate or two attached to the gear case or the anti-ventilation plate, the transom bracket assembly, and perhaps anodes in the exhaust cavity and in the cooling-water jacket. It is a good idea to consult your engine manual to be sure you know where every anode is located. Then check all of them and renew any that are more than half depleted.



Fleet Captains Column

Chris Nelson — nelson551@hotmail.com 386-693-4331

Ed Bengston — edbengston@juno.com 386-445-4970



Zinc pencils

Heat exchangers, because they are typically a copper alloy, are at risk of galvanic corrosion. To combat this, many heat exchangers are fitted with a zinc "pencil" anode. You will find it (or not) under a brass plug in the exchanger. The pencil is unscrewed from the plug for replacement. Some engines have a similar zinc pencil inside the cooling-water jacket to protect dissimilar metals in the engine. Determine if your engine and heat exchanger are fitted with internal anodes, and if so, check them at least annually. If they are half depleted. . .well, you know what to do.

Not zinc?

In recent years cadmium in zinc has become an environmental concern, leading to a movement in the direction of aluminum anodes. Such anodes are effective even for protecting aluminum components (lower end cases, for example) because the aluminum used in the anode is a more anodic alloy. Aluminum alloy anodes are almost certainly to become more common. It has not happened already only because the cost of aluminum anodes has been higher than zinc without any discernable benefit to the boat owner. Today aluminum is actually cheaper than zinc. In addition, aluminum anodes tend to last longer, they work better than zinc in brackish water (and maybe in salt water as well) and they appear to be better for the environment. If you decide to switch from zinc to aluminum, ALL of your anodes must be aluminum. This can be a problem in some locales as many local marine suppliers still do not stock a wide selection of aluminum anodes. That will probably eventually change.

In conclusion, know your boat and, ensure your zincs are in good shape and properly doing their job. If you are mechanically inclined and like to do this type of maintenance, go for it. If you are clueless or unable to do the work, you have probably already outsourced this job to someone else. Good choice!

Photo samples of galvanic corrosion:

<http://www.boatzincs.com/Mercruiser-Outdrive-Corrosion.html>

<http://www.zerotocruising.com/our-boat-could-become-a-giant-battery/>

Credits and some more good links


<http://www.yachtsurvey.com/corrosion.htm>

<http://www.westmarine.com/webapp/wcs/stores/servlet/WestAdvisorView?langId=-1&storeId=11151&catalogId=10001&page=Galvanic-Corrison-Protection#.UK-l39erEyN>

<http://www.boatus.com/seaworthy/galvanic/default.asp>

<http://www.boatus.com/boattech/articles/marine-corrosion.asp>

http://www.yachtsurvey.com/corrosion_in_marinas.htm



Your

Zn

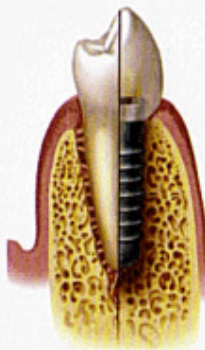
FBYC – January Birthdays

**Hoist a Tankard of Grog to
This Month's Birthday Pirates**


Jennings	Anita	4-Jan
Moya	Susan	4-Jan
Epstein	Carol	15-Jan
Jaeger	Linda	15-Jan
Gaulding	Rich	17-Jan
Mc Cann	Ann	18-Jan
Dean	Dennis	22-Jan
King	Bob	26-Jan
Damm	Leo	27-Jan
Richter	Don	29-Jan
Mitchell	Jay	31-Jan



AARRGG



**Dental Specialists
of North Florida**
Dr. Robert Thousand Jr., DDS
 Periodontal & Implant Specialist
 386-445-4242
 Fax 386-445-4247
 3 Cypress Branch Way, Suite 107
 Palm Coast, FL 32164



**Dental Specialists
of North Florida**
Dr. Robert Thousand III, DDS
Practice of Endodontics
 (386) 445-4242
 Fax (386) 445-4247
 3 Cypress Branch Way, Suite 107
 Palm Coast, Florida 32164

FBYC — Sale Page

BOAT FOR SALE

2003 Sea-Pro 220cc with a 150 Yamaha motor: 2 live wells, dual batteries, etc. One owner and in excellent condition. Asking \$19,900.

Please contact Phil Lord 447-6599

BOAT FOR SALE



1997 Chris Craft 34 ft. Cabin Cruiser w/Radar Arch.
Has Twin Volvo Diesel Engines with less than 700 hrs. each

Features include Head w/Shower, Air Conditioned Cabin,
Galley + Large Dinette, Refrigerator, Microwave Oven,
Queensize Berth, TV + Radio, GPS + Radar, 5K Generator,
Large Aft Sitting Area and Bridge Canvas Curtains

Boat is on lift in rear yard on Intra Coastal Waterway for
your inspection. Insured for \$68,000. Owner looking for
Best Offer prior to giving the listing to a Marine Broker on
a commission sale.

Dennis Cross
Front Street Village
386-447-1870



FBYC – Ship’s Store

I am happy to announce that Cindy Franco will be helping with the Ship Store Starting January 1 , 2013. Welcome Aboard shipmate.

If you have any new ideas or suggestions for our Ship Store please let us know and we can work together. I am pretty sure Cindy is brainstorming new venues already.

In Stock

Colored T-shirt, Ladies tank tops, sleeveless men’s t- shirts \$13@

20th Anniversary shirt – Ladies Large, Men’s XXL \$10@

In our next meeting there will be a swatch color selector if anyone is interested in ordering new FBYC T-shirts.

Contact :

Jeanne Meyer – 864-7916

Cindy Franco – 986 - 3358

Marine Services of Florida LLC.
 A Mobile Marine Service Providing Quality Installation and Repair

- A/C and Refrigeration
- Electronics
- Electrical
- Maintenance Programs
- Licensed and Insured
- Certified by ABYC and NMEA

 **Peter Grady, Owner** 

Phone (386) 586-7579 • Cell (386) 931-6386
 marineservicesfl@bellsouth.net

Live your dream *Capt. J NeJame*

YACHT BROKERS
at
Halifax Harbor Marina

450 Basin Street Office (386) 255-0744
 Daytona Beach, FL 32114 Mobile (386) 931-0356
 CaptJ@DaytonaYachts.com Fax (386) 253-8842

www.DaytonaYachts.com



FBYC— OFFICERS

Commodore

Randy Meyer

386-864-7916

meyerpalmcoast@cfl.rr.com

Vice Commodore

Len Dignard

386-206-4143

lconlen1@cfl.rr.com

Rear Commodore

Bob Jaeger

386-446-9110

scubadome@aol.com

Fleet Captains

Chris Nelson

386-693-4331

nelson551@hotmail.com

Ed Bengston

386-445-4970

edbengston@juno.com

Treasurer

Linda Jager

386-446-9110

scubadome@aol.com

Secretary

Patty Lindholm

386-445-1793

cjlindholm@ameritech.net

Board Members

Greg Hansen

Jeanne Meyer

Cindy Franco

