



# RELATIVE BEARINGS

Latitude 29.48



Longitude 81.13

Official Publication Of The Flagler Beach Yacht

September 2023

## Inside this Issue

Vice Commodore	2
Rear Commodore	4
Fleet Captain	5
Anchoring A Boat	6
Treasurer	10
Commodore's Ball	11
Birthdays	12
Ship Store	13

## Commodore's Corner – Jim Kelly Commdore@FlaglerBeachYachtClub.com



August has come and gone but not without some great events. We started the Month with a Social at Grand Haven and then we had a great maritime event to Beaches in Villano Beach. I would like to thank our leads, Fred Ciaburri for the social and Amy Krisandra for the maritime. I am pretty sure this was the most boats to a maritime restaurant event in a long time.

Onto club business, In September we are to announce the slate of candidates for the following year's board. Unfortunately, due to vacations and life, at the time of this publication we do not have a final Slate. I will be sending out an email to everyone in the club within the next week with the slate of candidates.

I'm sure everyone has heard me talk about the website and the board's work to try and make signing up for events and meetings easier. We will have some information to share at the September meeting that will help with signing up for events, membership applications, and leads and co-leads knowing who is attending, so Hopefully we will see you at the September meeting to share this info with everyone.





**Vice Commodore — Darla Allison**  
**Vice-Commodore@FlaglerBeachYachtClub.com**


# FBYC Social News



Welcome September! August was HOT HOTHOT. Looking forward to cooler temperatures. although we need the rain hoping for no major storms or hurricanes.

The social Grand Haven Village Pool and Café lead by Fred Ciaburri was a huge success with 48 members enjoying delicious food, great drinks and conversation. Thank you, Fred, for

hosting this event.



**Continued on next Page**



**Vice Commodore — Darla Allison**  
**Vice-Commodore@FlaglerBeachYachtClub.com**

Our September social on the 13th is at Craves Restaurant (formally Martins) in Flagler Beach. Jim Kelly and Mark Lewis are the leads for this event. Look for email blasts with more information. There was a blast that was sent with a link to sign up online.

The theme for the General Meeting on the 21<sup>st</sup> is Football. There's going to be football foods as well as a football pool and other fun things so be sure to come and wear your favorite jersey!!



October 26<sup>th</sup> is the Golf Outing at Cypress Knoll Golf Course 2:30 shotgun. Dinner to follow. Members can sign up to play the 9 holes and have dinner. Just golf or just attend the dinner. There will be signup sheets at the September meeting for those who weren't able to sign up at the July meeting. Tom Lucci and Steve Plump are the leads for this event.

For more information, please contact either one of them. Rumor has it that Michelle Kelly will be driving the all-important beverage cart!

***The November General Meeting has been changed to November 9<sup>th</sup>*** , The theme for the November meeting is Wine and Cheese lead by Karen and Rich Sirbu.



In addition to the Carnival Cruise there is a social at the Tomahawk Tavern in Bunnell on the 15<sup>th</sup> starting at 5:30. Come on out for some food and fun. Maybe throw an axe or 2! Sign-up sheets will be available at the September and October meetings. I like that I don't have to cook the day before the cruise!! I'll be taking the lead on this so please contact me with any questions.



***Rear Commodore – Nick Ward***

**Rear-Commodore@FlaglerBeachYachtClub.com**



I hope everyone is surviving the heat and hurricanes!

The big news this month is that our illustrious Commodore has been Full Speed Ahead on developing a new, easy-to-use New Member Application. I expect that by the time this Newsletter is published, it will be up and running. If it's not, just stand by – it's close!

We still have plenty of openings in our Club, so if you know some boat owners who like to simultaneously use their boats and have a good time with fun folks, invite them to a meeting or event so we can get to know them! And to clarify, events attended before their application is submitted still count towards their 3-event qualification requirement. (That's what the Rear Commodore is for, to keep track of all that stuff.)

As always, if anyone has questions about membership, club numbers, requirements to join, etc., just let me know at [Rear-Commodore@FlaglerBeachYachtClub.com](mailto:Rear-Commodore@FlaglerBeachYachtClub.com), or call/text me at (770) 827-1766.

Fair Winds,

Nick



**THE GOLDEN LION Cafe**

**10% off CHECK**

Excluding alcohol, cannot be combined with any other offer.

501 N Oceanshore Blvd (A1A)  
Flagler Beach  
[goldenlioncafe.com](http://goldenlioncafe.com)  
(386) 439-3004

**FLAGLERS MOST AWARDED RESTAURANT & RAW BAR SINCE 1992**

<http://www.goldenlioncafe.com/>

***Fleet Captain – Steven Plump***  
**Fleet-Captain@FlaglerBeachYachtClub.com**



**Ahoy! FBYC Boaters**

**Get out there and have some fun!**

The trip up to **Beaches** at Villano had a great turnout and was a nice day with good food and fellowship. LOTS of sun and good weather with no rain until very late in the day so all was good. We had 10 boats and a nice time together. Fred Ciaburri won the captain's prize! Woo-Hoo! Thanks to Amy Krisanda for a fine job leading this outing.



**Continued on next Page**



***Fleet Captain – Steven Plump***  
**Fleet-Captain@FlaglerBeachYachtClub.com**

September's maritime event is a **trip to Caribbean Jacks restaurant in Daytona on Sunday September 24th**. The Boats will start at 9:45 in Harbor Marina area and then meet up with other boats at more southern boat ramps such as Hershel King or Betty Steflik. If you are at one of these southern ramps, be in the water and ready to join up. The restaurant is at 11:00 and will be a private room. The lead is Bob Solms.

Next, in **October we actually have two separate trips**. One is an overnight for the "big boats" up to Saint Augustine. This is from October 20th-23rd. Alan Hendry is the lead. This is a nice opportunity for the larger boats to have an outing. Note the St. Augustine Marina is under construction and is not allowing day boats to dock for some time.

The other trip is **Monday October 30<sup>th</sup>, this is a boat trip/treasure hunt down the ICW to Cassen Park in Ormond** (under the RT 40 Bridge) where we will tie up and walk up to the **Grind Restaurant Tiki** for lunch and fun. Again, the boats will start at 10:00 in Harbor Marina area and then meet up with other boats at more southern boat ramps such as Hershel King or Betty Steflik. If you are at one of these southern ramps, be in the water and ready to join up. Al and Linda Rosa are the leads. More details to follow.

Below again is the remainder of the years upcoming maritime events: Thanks again to **all** that are leading and helping! **Youall are awesome!** If you have any questions you can contact the lead folks or myself directly at **Fleet-Captain@flaglerbeachyachtclub.com**.

Saturday November 11th 1:30 -Progressive lunch/raft up - Lori Plump Leads- Michelle Kelly co-lead. More details to follow.

Saturday December 16th - Caroling on the canals/picnic - Jim Kelly lead. More details to come.

**Lastly, following is an article on Anchoring.**



**Fleet Captain – Steven Plump**

**Fleet-Captain@FlaglerBeachYachtClub.com**

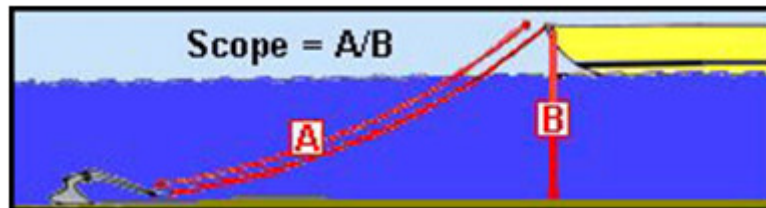


**Anchoring a Boat: Step-by-Step Guide**

Learning how to anchor a boat is a basic seamanship skill that every boater should master, even if you don't anticipate anchoring very often. Understanding how to set the anchor and retrieve an anchor is critical—an anchor can hold your boat in place in a secluded cove for a few hours of swimming or an overnight stay, but it's also an essential piece of safety gear. If your boat engine fails, a well-set anchor will keep wind or current from drifting your disabled boat onto a shoal or ashore, where it could be damaged.

**How to Anchor a Boat**

- Determine the water depth where you want to drop anchor.
- Calculate the correct amount of anchor scope (a 7:1 ratio is recommended).



Scope = Length of the anchor line divided by the height of the deck cleat to the sea bed.


If, for example, you know the water depth is 10 feet, motor into the wind or current about 70 feet *beyond* the point where you want the boat to lie on anchor, and drop the anchor.

The anchor is connected to the boat with the rode; on most family powerboats, the rode includes a length of chain at the anchor end and nylon line (rope) from the chain to the boat.

***Fleet Captain – Steven Plump***

**Fleet-Captain@FlaglerBeachYachtClub.com**

- Lower the anchor and let out enough scope, then secure the rope to a bow cleat.
- Then, either let the wind or current carry you back 70 feet, or move the boat in reverse that distance if there is no wind or current.
- Ensure there is no drag—use landmarks or onboard electronics to measure movement. It’s important to stay vigilant at all times when anchored. If needed, reset the anchor.



- ***Never*** tie off an anchor to the stern of a boat, or try to pull up a stuck anchor by pulling with the engine after securing the rode to a stern cleat. You may actually pull the stern low enough to swamp the boat—water may come over the stern and fill the boat—resulting in a very dangerous situation.

**Types of Anchors**

The most-common pleasure boat anchor types are the fluke (often called a Danforth), and the plow or scoop anchor.

The fluke anchor is popular for small to medium size boats because it folds flat and so is easy to store, and is lightweight and easy to handle. It offers excellent holding power in a sand or muddy bottom, but is not as effective in a rocky bottom.



The plow-style anchor is more common on heavier boats and holds well in most bottom conditions and also usually resets itself if the wind shifts. It does not fold and is usually heavier than the fluke anchor, and so is best-suited to boats with a bow roller and windlass, rather than an anchor locker.





***Fleet Captain – Steven Plump***

**Fleet-Captain@FlaglerBeachYachtClub.com**

**Retrieving the Anchor**

To raise the anchor, *slowly* motor towards the anchor while pulling in the rode.

When you are directly over the anchor it should pull free. TIP: If it's stuck, first try slowly turning the boat in a large circle (spinning around the anchor) to change the direction of pull on the rope.

Another method is to pull up rode until the boat is directly over the anchor, and then give the line a turn around a cleat. Pull it taut as the bow dips in the bottom of a wave, and when the next wave lifts the boat it may break the anchor free.

If you can't release a stuck anchor, it's best to simply cut the line and replace the anchor.



**Melaleuca**

During these times when even going to the coffee shop is frowned upon, I am so thankful for home delivery!

Melaleuca, an online shopping store, has over 500 products.

Everyday household essentials like: hand sanitizer, disinfectant, hand soap, bath and body, immune boosters, coffee, tea, granola bars, etc.... delivered to your door.

Please contact me with any questions or if you would like more information.

Michelle Kelly – 386-283-1113  
Email – mani1516@hotmail.com



**Treasurer – Lori Plump**

**Treasurer@FlaglerBeachYachtClub.com**



Hi Everyone,

Hope everyone is having a great summer. See you at the September meeting!

As always, just a reminder that any checks for the club should be made out to FBYC and you can always send money through Zelle using my club email. Many of you have used this option throughout the summer

😊 I look forward to seeing you at the maritime and social events!

Feel free to reach out to me if you have any questions at all ([treasurer@flaglerbeachyachtclub.com](mailto:treasurer@flaglerbeachyachtclub.com)) .

Thanks everyone!

Lori

**Jeanne Nix, Realtor**

**Mobile: 407-247-1830**

Click here to find your home: [Palm Coast Homes](#)



**T E A M N I X**


**TOP TEAM 2019, 2020 & 2021**



<http://www.palm-coast-homes.net/>

Commodore's Ball  
 Saturday, December 2nd, 2023  
 6:00pm - 10:00pm  
 This year's theme:

*MasqueradeBall*



Enjoy an evening of fun and laughter at our annual Commodore's Ball. This year's theme is a Masquerade Ball. So, grab a mask and join us for a fun evening. Enjoy an open bar and appetizers followed by dinner and dancing.

The cost will be made available at the September meeting along with signup sheets. Dinner tables will host 8 guests to a table. Meal selection will be red meat, chicken, or fish. We will have the final selections in October.



## Hoist a Tankard of Grog to This Month's Birthday Pirates

### AARRGG

Diana Robbins	1-Sep
Rich Sirbu	5-Sep
Tom Mumper	6-Sep
Joe McSherry	10-Sep
Bob Fazzone	11-Sep
Ken Miller	16-Sep
Len Caso	19-Sep
David Pinette	24-Sep
Pat Staba	28-Sep
Debbie Smith	29-Sep





**Danielle Pierno**  
TOP PRODUCER

CELL: **914.760.0364**  
EMAIL: [daniellepierno@gmail.com](mailto:daniellepierno@gmail.com)  
101 Palm Harbor Pkwy Unit B-120  
Palm Coast, FL 32137

FLAGLER COUNTY THE HIDDEN GEM

*"I don't just sell  
Real Estate  
I sell PARADISE"*



*Danielle Pierno*



## FBYC Ship Store



The FBYC Ship Store is here to serve our members by providing FBYC logo merchandise at cost. We have several options in stock, or custom orders can be placed and delivered at the following monthly general meeting.

Our September featured item is perfect for those end of summer picnics, BBQ's and Labor Day gatherings. Need it before our September meeting? No problem, just contact Cyndi and she can arrange for you to pick up the item at her home.

Fish shaped chip/dip set (with or without the FBYC logo) \*With logo \$27, without logo \$22



Where do we get our merchandise? We currently have 2 sources that we obtain our merchandise through (and you can too!):

FBYC member, Mike Ferreira, creates several of our logo items and t-shirts. Mike designed and created our very popular short and long-sleeved swim shirts that many of you have taken advantage of this summer.

You can also drop by U Name It with your own items. They have many samples there to help you find the right fit, weight, and style. Embroidering your own items generally costs \$12. Tammie knows FBYC and will help you make the best choice for your needs. Visit in person, or view their web-site at: [U Name It](http://UNameIt.com), 10 Hargrove Grade, Palm Coast, FL 32137

So please plan to stop by the Ship Store at our September meeting and say "Hi!" While you are there, check out our new inventory options as well as our inventory clearance sale specials!

**If you have questions or would like to place an order at any time, please contact us at:**

Linda Rosa at 201-281-8955; email: [linrosa769@gmail.com](mailto:linrosa769@gmail.com)

Cyndi Fazzone at 214-876-1878; email: [cyndi.fazzone@gmail.com](mailto:cyndi.fazzone@gmail.com)



**FBYC— OFFICERS**

**Commodore**

**Jim Kelly**

Commodore@FlaglerBeachYachtClub.com

**Vice Commodore**

**Darla Allison**

Vice-Commodore@FlaglerBeachYachtClub.com

**Rear Commodore**

**Nick Ward**

Rear-Commodore@FlaglerBeachYachtClub.com

**Fleet Captain**

**Steven Plump**

Fleet-Captain@FlaglerBeachYachtClub.com

**Treasurer**

**Lori Plump**

Treasurer@FlaglerBeachYachtClub.com

**Secretary**

**Jean Ward**

Secretary@FlaglerBeachYachtClub.com

**Board Members**

**Carol Hunt**

Director1@FlaglerBeachYachtClub.com

**Mary Ann Simard**

Director2@FlaglerBeachYachtClub.com



**PAST COMMODORES**

1992-1993	Tom McBride	2015	Bob Jaeger
1994	Ed Finney	2016	Joe Lindholm
1995-1996	Tom Johns	2017	John Green
1997-1998	Denis Thornton	2018	Cindy Franco
1999-2000	John Darrow	2019	Jeanne Meyer
2001	Paul Van Buren	2020	Alan Hendry
2002	Howard Graves	2021	Joel Houslander
2003	Pat Slattery	2022	Richard Sirbu
2004	George Barnett		
2005	Pete Poole		
2006-2007	Mike Cocchiola		
2008	Claudia Towne		
2009	Jane Gaulding		
2010	Dee Cocchiola		
2011	Rich Franco		
2012	Greg Hansen		
2013	Randy Meyer		
2014	Len Dignard		

